



Thank you for using Motion Concepts eForms.

Motion Concepts is pleased to offer you an upgraded solution to your ordering process. Our enhanced order forms allow you to fill out a form electronically, print and fax the form, save and email* it to Customer Service, or maintain the business practices that work for you today. The format has been revised to reveal a cleaner look with electronic selection and input functions.



Adobe Acrobat Reader DC

* Interactive functions of our new forms work best with the latest version of Adobe Acrobat Reader DC visit <https://get.adobe.com/reader/> to download and install on your PC or Mac or visit Google Play/ iTunes to download the Adobe Acrobat Reader DC app for your device.

Save

Adobe Acrobat Reader DC allows you to save this form with your content - to complete later or use as a starting point for your next form. Please note that content must be added and saved in Acrobat - saving content from completed forms in the browser may not be possible.

SAVE

Submit

Adobe Acrobat Reader DC allows you to submit this form electronically via your email client.

Simply click the submit button below and step through the simple process.

SUBMIT

CLEAR FORM

Print

If you do not have access to Adobe Acrobat Reader DC simply print this form and complete it by hand and fax it to our Customer Service Department at:

1-888-433-6818

PRINT FORM



Maxx Bariatric Power Positioning System
 US PRICE LIST AND ORDER FORM
 Price Effective April 15, 2024



PRINT FORM

SAVE

CLEAR FORM

Contact Motion Concepts Customer Service: 1.888.433.6818 | quotes@motionconcepts.com

REQUIRED INFORMATION

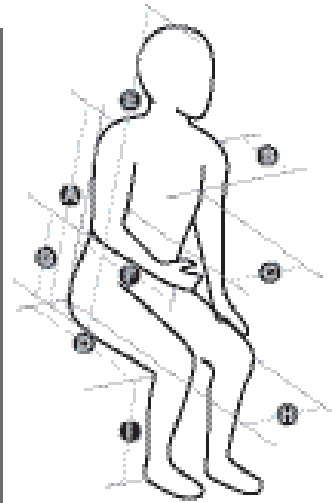
Quote Order

Date of Order: _____ Dealer Account #: _____
 Dealer Name: _____
 PO #: _____ Tag _____
 Purchasing Contact: _____
 Phone: _____ Fax: _____
 E-mail: _____
 RTS/Therapist: _____
 Ship to Address: _____
 City: _____ Province: _____
 Postal Code: _____ Client Gender: M F
 Special Client Conditions: _____
 Weight Capacity up to 400lbs unless specified otherwise

REQUIRED MEASUREMENTS

To ensure system is accurately configured please fill in all **REQUIRED*** measurements

Client Height*	
Client Weight (lbs)*	
A. Seat to Shoulder	
B. Trunk Depth	
C. Chest Width	
D. Knee to Back	
E. Seat to Top of Head	
F. Back to Joystick	
G. Seat to Elbow	
H. Hip Width	
I. Knee to Heel*	
Cushion Thickness	



QUANTUM POWER BASES

Q1450 Q1450 Q6EDGEHD Q6 EdgeHD
 Select STF⁽¹⁾ STF18 18" STF19 19" STF20 20"

1. Seat-to-floor height is measured at the front of the seat pan based on a standard seat size.

ELECTRONICS

NE4K NE 4-Key⁽¹⁾ Q2EXD Q-Logic 2 EX Display
 NE6K NE 6-Key Q2EX Q-Logic 2 EX
 NE8K NE 8-Key Q3EX Q-Logic 3 EX
 Q3EXD Q-Logic 3 EX Display VR26K VR2 6 Key

Select Drive MRQ Right Mounted
 MLQ Left Mounted
 SCQ Specialty Control

1. Not compatible with "through joystick" option..

OTHER INFO

TBOY Transport Bracket Option Yes
 TBON Transport Bracket Option No
 LBY Lights on Base
 LBN No Lights on Base
 ATOY Accu Trac Option Yes
 ATON Accu Trac Option No

SPECIALTY CONTROLS PLEASE SPECIFY

Type: _____
 Specialty Control Mount:
 Right Left Specify _____
 Display Mount:
 Right Left Specify _____
 Mode Switch Mount:
 Right Left Specify _____
 On/Off Mount:
 Right Left Specify _____
 List Other: _____
 Specify Mounting Location: _____

SYSTEMS - MUST SELECT ONE SYSTEM

<input type="checkbox"/> MBT	Maxx Bariatric CG Tilt (50°)- up to 350 lbs . \$6,595
<input type="checkbox"/> MBT400	Maxx Bariatric CG Tilt (50°)- 350-400 lbs . \$7,345
<input type="checkbox"/> MBTRE	Maxx Bariatric CG Tilt (50°) & Power Recline (150°) w/Extended Shear Reduction(ESR) up to 350 lbs \$10,795
<input type="checkbox"/> MBTRE400	Maxx Bariatric CG Tilt (50°) & Power Recline (150°) w/Extended Shear Reduction(ESR) 350-400 lbs \$11,545
<input type="checkbox"/> MBRE	Modular Maxx Power Recline (150°) w/Extended Shear Reduction(ESR) up to 350 lbs \$5,995
<input type="checkbox"/> MBRE400	Modular Maxx Power Recline (150°) w/Extended Shear Reduction(ESR) 350-400 lbs \$6,745

MODULES MUST SELECT SYSTEM TO ADD MODULES

<input type="checkbox"/> PRM8	8° Precline Module ⁽¹⁾ only available with ReclineN/C
<input type="checkbox"/> PRM30	30° Precline Module ⁽¹⁾ only available with Recline . . . \$500

1. Total degrees of recline is 150° ie. if 30° of precline is used, then 120° of recline will be available.

Dealer Name: _____

Dealer Account Number: _____

PO #: _____

Tag: _____

ADULT SEAT WIDTH SETTINGS

- BW120 20" Wide (Adjustable from 20" to 24") N/C
- BW121 21" Wide (Adjustable from 20" to 24") N/C
- BW122 22" Wide (Adjustable from 20" to 24") N/C
- BW123 23" Wide (Adjustable from 20" to 24") N/C
- BW124 24" Wide (Adjustable from 20" to 24") N/C
- BW222 22" Wide (Adjustable from 22" to 26") N/C
- BW223 23" Wide (Adjustable from 22" to 26") N/C
- BW224 24" Wide (Adjustable from 22" to 26") N/C
- BW225 25" Wide (Adjustable from 22" to 26") N/C
- BW226 26" Wide (Adjustable from 22" to 26") N/C

ADULT ULTRA RAIL SEAT DEPTH SETTINGS

- SD117 17" Deep (Adjustable from 17" to 21") N/C
- SD118 18" Deep (Adjustable from 17" to 21") N/C
- SD119 19" Deep (Adjustable from 17" to 21") N/C
- SD120 20" Deep (Adjustable from 17" to 21") N/C
- SD121 21" Deep (Adjustable from 17" to 21") N/C
- SD219 19" Deep (Adjustable from 19" to 23") N/C
- SD220 20" Deep (Adjustable from 19" to 23") N/C
- SD221 21" Deep (Adjustable from 19" to 23") N/C
- SD222 22" Deep (Adjustable from 19" to 23") N/C
- SD223 23" Deep (Adjustable from 19" to 23") N/C

FABRIC OPTIONS FOR CUSHIONS

Meshtex	Startex	Infection Control				
Spacetex	Onyx	Fusion				
Cushion	Meshtex	Startex	Infection	Spacetex	Onyx	Fusion
Libra/Adjust	N/A	STD	\$50	N/C	N/A	N/A
PS/PSP	N/A	STD-Reversible	STD-Reversible	N/A	N/A	N/A
Vi	STD	\$50	\$50	N/A	\$100	\$150

- SFLF Spacetex Fabric Option for Libra Cushion N/C
- ICFL Infection Control Fabric Upgrade for Libra Cushion \$50
- FFV Fusion Fabric Upgrade for Matrx Vi Cushion... \$150
- OCUMA Onyx Fabric Upgrade for Matrx Vi Cushion... \$100
- SFVS Smooth side Startex Fabric Upgrade for Matrx Vi Cushion \$50
- SFVF Fabric side Startex Fabric Upgrade for Matrx Vi Cushion \$50

1. 67" length only option

MATRX SEAT CUSHION OPTIONS

- Matrx PS Seat Cushion 20" wide/reversable cover**
HCPCS code E2605 \$345
- PS2016 PS2018 PS2020
- Matrx PS HD Seat Cushion 22" - 26" wide**
HCPCS code E2606 \$545
- PS2218 PS2220 PS2222 PS2418 PS2420
- PS2422 PS2618 PS2620 PS2622
- Matrx PSP Seat Cushion - 20" wide** HCPCS code E2607. \$395
- PSP2016 PSP2018 PSP2020
- Matrx PSP HD Seat Cushion 21"-22" wide** HCPCS code E2608 \$595
- PSP2218 PSP2220 PSP2222
- Matrx Vi Seat Cushion 20" wide** HCPCS code E2607 \$425
- MA2016-VI MA2018-VI MA2020-VI
- Matrx Vi Seat Cushion 22" wide** HCPCS code E2607 \$475
- MA2218-VI MA2220-VI
- Matrx Vi HD Seat Cushion 22"-24" wide** HCPCS code E2608. . . \$625
- MA2222-VI MA2418-VI MA2420-VI
- Matrx Vi HD Seat Cushion up to 26" wide** HCPCS Code E2608 . \$625
- MWVDD-VI Specify size: _____
- Matrx Libra Seat Cushion - 20/21" wide** HCPCS Code E2624 . . \$485
- LC2016 LC2018 LC2020 LC2118 LC2120
- Matrx Libra Seat Cushion 22" depth** HCPCS Code E2624. . . . \$525
- LC2022
- Matrx Libra Seat Cushion 21" - 24" wide**
HCPCS Code E2625 \$595
- LC2122 LC2218 LC2220 LC2222 LC2318
- LC2320 LC2322 LC2418 LC2420 LC2422
- Matrx Libra Adjust Seat Cushion - 20" wide**
HCPCS Code E2624 \$625
- LC2016-ADJ LC2018-ADJ LC2020-ADJ
- Matrx Libra Adjust Seat Cushion - 21" wide**
HCPCS Code E2624 \$665
- LC2118-ADJ LC2120-ADJ
- Matrx Libra Adjust Seat Cushion 22" depth**
HCPCS Code E2624 \$665
- LC2022-ADJ
- Matrx Libra Adjust Seat Cushion 21" - 24" wide**
HCPCS Code E2624 21" W/ E2625 for 22" W \$735
- LC2122-ADJ LC2218-ADJ LC2220-ADJ LC2222-ADJ
- LC2318-ADJ LC2320-ADJ LC2322-ADJ LC2418-ADJ
- LC2420-ADJ LC2422-ADJ
- Matrx Multi Cushion 20" wide/reversable cover**
HCPCS code E2607 \$445
- MM2016 MM2018 MM2020
- OCC "ON-CHAIR" Cushion Credit⁽¹⁾ (\$90)

1. Not available on Matrx PS or PSP Cushions.

Dealer Name: _____

Dealer Account Number: _____

PO #: _____

Tag: _____

LAP BELTS

- BELT48 Push Button Style Lap Belt, Length 48" STD
- BELT60 Push Button Style Lap Belt, Length 60" STD
- BELT71 Push Button Style Lap Belt, Length 71" STD
- PLB2 Bodypoint Padded Lap Belt 2 Point⁽¹⁾
HCPCS code E0978 \$190
- PLB4 Bodypoint Padded Lap Belt 4 Point⁽¹⁾
HCPCS code E0978 \$235

1. 67" length only option

MATRIX ELAN HEADREST PAD⁽¹⁾ HCPCS CODE E0955

Standard Pads

- ESP6 Matrx Elan Standard Pad 6" \$235
- ESP10 Matrx Elan Standard Pad 10" \$235
- ESP14 Matrx Elan Standard Pad 14" \$235
- ESP6-HUG Matrx Elan Hug Standard Pad 6" \$235
- ESP10-HUG Matrx Elan Hug Standard Pad 10" \$235
- ESP14-HUG Matrx Elan Hug Standard Pad 14" \$235

Standard Pads with Infection Control Cover

- ESP6-IC Matrx Elan Standard Pad 6" with Infection Control \$235
- ESP10-IC Matrx Elan Standard Pad 10" with Infection Control \$235
- ESP14-IC Matrx Elan Standard Pad 14" with Infection Control \$235
- ESP6-IC-HUG Matrx Elan Hug Standard Pad 6" with Infection Control \$235
- ESP10-IC-HUG Matrx Elan Hug Standard Pad 10" with Infection Control \$235
- ESP14-IC-HUG Matrx Elan Hug Standard Pad 14" with Infection Control \$235

Occipital /4-Point Pads

- EOP9 Matrx Elan Occipital Pad 9" \$235
- EOP12 Matrx Elan Occipital Pad 12" \$235
- E4PTSM Matrx Elan 4-Point Pad 9"W x 7"H \$325
- E4POINT Matrx Elan 4-Point Pad 11"W x 10"H \$325

NEW

Occipital / 4-Point Pads with Infection Control Cover

- EOP9-IC Matrx Elan Occipital Pad 9" with Infection Control \$235
- EOP12-IC Matrx Elan Occipital Pad 12" with Infection Control \$235
- E4PTSM-IC Matrx Elan 4-Point Pad 9"W x 7"H with Infection Control \$325
- E4POINT-IC Matrx Elan 4-Point Pad 11"W x 10"H with Infection Control \$325

1. If mounting on PB Elite must order removable hardware

MOTION CONCEPTS HEADREST PAD HCPCS CODE E0955

- MCSH Motion Concepts Standard \$295
- MCOH Motion Concepts Auto Style⁽¹⁾ \$350

1. Comes Standard with Fixed Mounting hardware; for use on Matrx PB or Elite Backs you must select the removable hardware upgrade below.

HEADREST MOUNTING HARDWARE OPTIONS HCPCS code E1028

- FM Fixed Mounting⁽¹⁾ N/C
- LXSHW Loxx Standard Hardware 15" \$215
- LXMMH Loxx Mini Hardware 11" \$215
- MEHW Elan Hardware 15" \$220
- MEMH Elan Mini Hardware 11" \$220
- MEHW-EXT Elan Extended Hardware \$295
- FPLXSHW FLIPP Loxx Standard Hardware 15" \$515
- FPLXSHW-EX FLIPP Loxx Extended Hardware \$525
- FPLXMMH FLIPP Loxx Mini Hardware 11" \$515
- FPLXMMH-EX FLIPP Loxx Mini Extended Hardware \$525
- FPMEHW FLIPP Elan Hardware 15" \$525
- FPMEMH FLIPP Elan Mini Hardware 11" \$525
- FPMEHW-EXT FLIPP Elan Extended Hardware \$605

- OHR OMIT: Headrest N/C

1. HCPCS code does not apply.

STANDARD BACK CANES- TILT ONLY SYSTEMS

- SBC18 18" Straight Back Canes STD
- SBC20 20" Straight Back Canes STD
- SBC22 22" Straight Back Canes STD
- SBC24 24" Straight Back Canes STD

Select Cane Angle BA75 75° BA79 79° BA85 85° BA90 90° BA95 95°
BA101 101° BA106 106° BA112 112° BA116 116°

- ABC20 20" Angled (5°) Back Canes N/C
- ABC22 22" Angled (5°) Back Canes N/C
- ABC24 24" Angled (5°) Back Canes N/C

Select Cane Angle BAA81 81° BA84 84° BA91 91° BA96 96° BAA101 101°
BAA106 106° BA111 111° BA117 117° BA121 121°

- EBC22 22" Endomorph Back Canes⁽¹⁾ \$350
- EBC24 24" Endomorph Back Canes⁽¹⁾ \$350
 - EBCN1 1" Narrower N/C
 - EBCN2 2" Narrower N/C
 - EBCN4 4" Narrower N/C

- TBC18 18" 10° Mid-Angle Tilt Back Canes⁽²⁾ \$250
- TBC20 20" 10° Mid-Angle Tilt Back Canes⁽²⁾ \$250
- TBC22 22" 10° Mid-Angle Tilt Back Canes⁽²⁾ \$250
- TBC24 24" 10° Mid-Angle Tilt Back Canes⁽²⁾ \$250

1. Comes standard with Cantilever Armrest Cane Mounted.
2. Quick Height Adjustment on Backrest not available.

Dealer Name: _____

Dealer Account Number: _____

PO #: _____

Tag: _____

CANE OPTIONS FOR RECLINE SYSTEMS

- BFS2 Recline Body Fit 2" Narrower⁽¹⁾ \$995
- BFS4 Recline Body Fit 4" Narrower⁽¹⁾ \$995
- AHH Adjustable Hooking Handles⁽²⁾ (pair) \$450
- RPHS Push Handles for Recline - Straight⁽³⁾ (pair) . . . \$350
- RPHA Push Handles for Recline - Angled⁽³⁾ (pair) . . . \$350

1. Minimum finished back widths of 16".
2. Handle measures 6.5" high and has .75" height adjustment with angle adjustment.
3. 4" of total vertical mounting adjustment.

FINISHED BACK HEIGHT⁽¹⁾⁽²⁾ FOR TILT ONLY

- FBT18 18" FBT19 19" FBT20 20" FBT21 21" FBT22 22"
- FBT23 23" FBT24 24" FBT25 25"

1. 4" Gap from the seat pan to the bottom of back pan is recommended.
2. Finished back

- High Back 20" - 24" wide \$595**
- HB2016 HB2018 HB2020 HB2116
 - HB2118 HB2120 HB2216 HB2218
 - HB2220 HB2316 HB2318 HB2320
 - HB2416 HB2418 HB2420

- Matrx Elite Back 20" wide (3" Contour) HCPCS code E2620 . . \$625**
- PBE2014 PBE2016 PBE2018 PBE2020

- Matrx Elite HD Back 21" - 24" wide (3" Contour) HCPCS code E2620 for 21" E2621 for 22" . . . \$795**
- PBE2116-HD PBE2120-HD PBE2216-HD
 - PBE2220-HD PBE2316-HD PBE2320-HD
 - PBE2416-HD PBE2418-HD PBE2420-HD

- Matrx Elite HD Back 26" wide (3" Contour) HCPCS code E2620 for 21" E2621 for 22" . . . \$1,395**
- PBE2616-HD PBE2620-HD

- Matrx Elite Deep Back 20" wide (3" Contour) HCPCS code E2620 \$760**
- EDB2014 EDB2016 EDB2018 EDB2020

- Matrx Elite Deep HD Back 21" - 24" wide (6" Contour) HCPCS code E2620 for 21" E2621 for 22" \$930**
- EDB2116-HD EDB2118-HD EDB2120-HD
 - EDB2216-HD EDB2218-HD EDB2220-HD
 - EDB2316-HD EDB2318-HD EDB2320-HD
 - EDB2416-HD EDB2418-HD EDB2420-HD

UPGRADABLE BACK OPTIONS

- Matrx Elite TR Back 20" wide (3" Contour) HCPCS code E2620 \$650**
- PBE2016-TR PBE2018-TR PBE2020-TR

- Matrx Elite TR HD Back 21" - 24" wide (3" Contour) HCPCS code E2620 for 21" E2621 for 22" \$845**
- PBE2120-TRHD PBE2220-TRHD PBE2320-TRHD
 - PBE2420-TRHD

- Matrx PB Posture Back - 20" wide (5" Contour) HCPCS code E2615 \$625**
- MPB2012 MPB2016 MPB2020

- Matrx PB Posture Back Deep - 20" wide (7" Contour) HCPCS code E2615 \$645**
- PBD2012 PBD2016 PBD2020

- Matrx PB Heavy Duty Back 20" - 24" wide⁽¹⁾ (5" Contour) HCPCS code E2615 for 21" E2616 for 22" \$835**
- HDB2016 HDB2020 HDB2216 HDB2220
 - HDB2416 HDB2420

- Matrx PB Heavy Duty Deep Back 20"-22" wide⁽¹⁾ (5" Contour) HCPCS code E2615 for 21" E2616 for 22" \$935**
- DHD2016 DHD2020 DHD2216 DHD2220
 - DHD2416 DHD2420

- OCBC "ON-CHAIR" Matrx Back Credit (\$125)

1. The Heavy Duty PB Back and PB Deep Back are not available on Recline systems with seat widths of 21" and 22".

OTHER UPGRADABLE BACK OPTIONS

	Meshtex	Infection Control	Onyx
Back	Meshtex	Infection	Onyx
High	STD	N/A	\$100
Elite/ Elite HD/Elite Deep	STD	\$100	N/A
Elite TR/ Elite TR HD	STD	\$100	N/A
PB/PB HD/PB Deep/PB HD Deep	STD	\$100	N/A

- EBSS Super Soft Foam for Elite Back Upgrade . . . \$100
- OCUHB Onyx Fabric Upgrade for High Backs \$100
- PROTE2SU Infection Control Cover for Elite/PB Backs . . . \$65
purchased with back
- PROTE2S Infection Control Cover for Elite/PB Backs . . . \$95
purchased with without back
- CHIEB Chest Harness Interface Kit for Elite Back⁽¹⁾⁽²⁾ . . \$95
- CHIEB Chest Harness Interface Kit for PB Back⁽¹⁾⁽²⁾ . . . \$45

1. Does not include the chest strap.
2. This Interface Kit is only Required for 4 point harness

Dealer Name: _____

Dealer Account Number: _____

PO #: _____

Tag: _____

TILT ARMRESTS

- DP1 Adult Dual Post Adjustable with Quick Height Adjustment Lever 9.75"-12.75" STD
- DP2 Adult Dual Post Adjustable with Quick Height Adjustment Lever 12.75"-15.75" STD
- DP3 Adult Dual Post Adjustable with Quick Height Adjustment Lever 15.75"-18.75" STD
- Select: FP Flat Pouch STD
- GB Glove Boxes N/C
- OATL ADD: OutBack Arm Option Left⁽¹⁾ (each) \$195
- OATR ADD: OutBack Arm Option Right⁽¹⁾ (each) . . . \$195
- RMCAN Ultra Rail Seat Mnt Flip Back Cantilever MAXX Tilt Arm (9-12.5")⁽²⁾ \$250
- DPM ADD: Dual Post Module to RMCAN (pair) \$250
- OCTA1 Outback Cantilever Tilt Armrest 9"-12" \$350
- OCTA2 Outback Cantilever Tilt Armrest 12"-15" . . . \$350
- CAFEBK Cantilever Arms for Endomorph Back Canes (pair) (see page 5)⁽³⁾ STD

1. Only available with Dual Post Armrests.
2. Mounts to Seat Rail. Slotted upper tube for infinite fore/aft adjustment of arm pad.

RECLINE ARMRESTS

- RC1 Reclining Adjustable Height. 9.5"-13" STD
- RC2 Reclining Adjustable Height. 13"-16" STD
- OARL ADD: OutBack Arm Option Left⁽¹⁾ (each) \$195
- OARR ADD: OutBack Arm Option Right⁽¹⁾ (each) . . . \$195
- MCAN1 Maxx Style Cane Mounted Height, Width and Angle Adjustable Cantilever Flip Back Armrests for Recline Systems 9.5"-13" \$250
- MCAN2 Maxx Style Cane Mounted Height, Width and Angle Adjustable Cantilever Flip Back Armrests for Recline Systems 12.5"-16" \$250
- OCRA1 Outback Cantilever Recline Armrest 9"-12" . \$350
- OCRA2 Outback Cantilever Recline Armrest 12"-15" \$350
- CANQ1 Cane Mounted Height & Angle Adjustable Cantilever Flip Back Armrest 9.5"-12" \$350
- CANQ2 Cane Mounted Height & Angle Adjustable Cantilever Flip Back Armrest 10"-13" \$350
- CANQ3 Cane Mounted Height & Angle Adjustable Cantilever Flip Back Armrest 13"-16" \$350

1. Only available with Reclining Armrests.

ARMREST TUBE LENGTH - PLEASE SPECIFY

- ATFL Left Full STD
- ATDL Left Desk STD
- ATFR Right Full STD
- ATDR Right Desk STD

ARMPADS

- Standard**
- SAPFL Left Full (2.25" x 14") STD
 - SAPDL Left Desk (2.25" x 10") STD
 - SAPML Left Mini (2.25" x 7") STD
 - SAPFR Right Full (2.25" x 14") STD
 - SAPDR Right Desk (2.25" x 10") STD
 - SAPMR Right Mini (2.25" x 7") STD

- Waterfall Arm Pads⁽¹⁾**
- WAPFL Left Full (13") \$50
 - WAPDL Left Desk (9") \$50
 - WAPFR Right Full (13") \$50
 - WAPDR Right Desk (9") \$50

- Modular Arm Pad - Left⁽²⁾**
- MAPTFL Left Tray Full (14") \$55
 - MAPTDL Left Tray Desk (10") \$55

Select Pad Insert below:

- ISSFL Iskin - Integrated soft skin foam
- SCVFL Startex Covered Visco foam

- Modular Arm Pad - Right⁽²⁾**
- MAPTFR Right Tray Full (14") \$55
 - MAPTDR Right Tray Desk (10") \$55

Select Pad Insert below:

- ISSFR Iskin - Integrated soft skin foam
- SCVFR Startex Covered Visco foam

- Flat Multi Position Arm Pads**
- MPAFL Left Full (14") \$55
 - MPADL Left Desk (10") \$55
 - MPAML Left Mini (7") \$55
 - MPAFR Right Full (14") \$55
 - MPADR Right Desk (10") \$55
 - MPAMR Right Mini (7") \$55

- Gel Pads**
- GAPNL Narrow Left Desk (2" x 12") \$75
 - GAPNR Narrow Right Desk (2" x 12") \$75
 - GAPWL Wide Left Desk (3.5" x 12") \$75
 - GAPWR Wide Right Desk (3.5" x 12") \$75
 - GAPLL Long Left Full (3.5" x 14") \$90
 - GAPLR Long Right Full (3.5" x 14") \$90

- Arm Troughs**
- EATL Ergonomic Arm Trough - Left HCPCS code E2209 . . . \$85
 - EATR Ergonomic Arm Trough - Right HCPCS code E2209 . . \$85
 - FHPL Flat Hand Pad - Left⁽³⁾ HCPCS code K0108 \$55
 - FHPR Flat Hand Pad - Right⁽³⁾ HCPCS code K0108 \$55

- Arm Pad Storage/Cup Holder⁽⁴⁾**
- APSL Left \$295
 - APSR Right \$295

- OAP Omit Armpads(7/8" diameter tube) (\$25)

1. Full length pad not compatible with the desk length armrest tube if using Ultra Rail mounted Tilt Arms.
2. Requires interchangeable pad insert.
3. Must order with ergonomic arm trough.
4. Not available on the joystick side, or with Outback Cantilever arms.
5. Not available with XRO/XROE
6. Full length arm pads used on the same side as the Joystick result in a "Back to

ARM ADDUCTOR PAD⁽¹⁾

<input type="checkbox"/> AADSL	Left Small (6" x 2.25")	\$100
<input type="checkbox"/> AADSR	Right Small (6" x 2.25")	\$100
<input type="checkbox"/> AADLL	Left Large (8.5" x 2.25")	\$100
<input type="checkbox"/> AADLR	Right Large (8.5" x 2.25")	\$100

1. Only available with Modular or Flat Multi Position Arm Pads.
2. 1" thick pad, unlimited fore/aft adjustment.

ELBOW BLOCKS

Left Elbow Block⁽¹⁾

Select Pad Size and Both Extensions:

<input type="checkbox"/> EBXL	Size XS (3.25" x 4.25")	\$195
<input type="checkbox"/> EBSL	Size S (3.5" x 5.25")	\$195
<input type="checkbox"/> EBML	Size M (3.75" x 5.75")	\$195
<input type="checkbox"/> EBLL	Size L (4.25" x 6.5")	\$195

<input type="checkbox"/> LV3	Left Vertical Extension ³ "
<input type="checkbox"/> LV5	Left Vertical Extension 5"
<input type="checkbox"/> LH5	Left Horizontal Extension 5"
<input type="checkbox"/> LH7	Left Horizontal Extension 7"

Right Elbow Block⁽¹⁾

Select Pad Size and Both Extensions:

<input type="checkbox"/> EBXR	Size XS (3.25" x 4.25")	\$195
<input type="checkbox"/> EBSR	Size S (3.5" x 5.25")	\$195
<input type="checkbox"/> EBMR	Size M (3.75" x 5.75")	\$195
<input type="checkbox"/> EBLR	Size L (4.25" x 6.5")	\$195

<input type="checkbox"/> RV3	Right Vertical Extension ³ "
<input type="checkbox"/> RV5	Right Vertical Extension 5"
<input type="checkbox"/> RH5	Right Horizontal Extension 5"
<input type="checkbox"/> RH7	Right Horizontal Extension 7"

1. Prevents arm from slipping.

ADDITIONAL ARM ACCESSORIES

<input type="checkbox"/> UCH	Universal Cup Holder ⁽¹⁾	\$35
<input type="checkbox"/> MACESL	Multi Axis Upper Extremity Support ⁽²⁾ (each) Left Side	\$225
<input type="checkbox"/> MACESR	Multi Axis Upper Extremity Support ⁽²⁾ (each) Right Side	\$225
<input type="checkbox"/> OAS2L	1" Offset Armrest Spacer Left(each)	\$125
<input type="checkbox"/> OAS2R	1" Offset Armrest Spacer Right(each)	\$125
<input type="checkbox"/> OAS1L	1/2" Offset Armrest Spacer Left(each)	\$125
<input type="checkbox"/> OAS1R	1/2" Offset Armrest Spacer Right(each)	\$125
<input type="checkbox"/> MPAPA	Multi Purpose Arm Pad Adapter Block ⁽²⁾ (each) Quantity ()	\$35

1. Allows rotation of the armpad, only compatible with Gel Arm pad, Flat Arm pad or Ergonomic Arm Troughs.
2. Not available with Standard Arm Pads or Waterfall Arm Pads.

MAXX LATERALS TRUNK SUPPORTS⁽¹⁾

Left Fixed Mount Lateral Trunk Support⁽¹⁾ HCPCS code E0956

Select Left Trunk Support Size

<input type="checkbox"/> LATXL	Size XS (3.25" x 4.25")	\$100
<input type="checkbox"/> LATSL	Size S (3.5" x 5.25")	\$100
<input type="checkbox"/> LATML	Size M (3.75" x 5.75")	\$100
<input type="checkbox"/> LATLL	Size L (4.25" x 6.5")	\$100

Right Fixed Mount Lateral Trunk Support⁽¹⁾ HCPCS code E0956

Select Right Trunk Support Size

<input type="checkbox"/> LATXR	Size XS (3.25" x 4.25")	\$100
<input type="checkbox"/> LATSR	Size S (3.5" x 5.25")	\$100
<input type="checkbox"/> LATMR	Size M (3.75" x 5.75")	\$100
<input type="checkbox"/> LATLR	Size L (4.25" x 6.5")	\$100

1. These laterals are not available with Matrix PB, PB Elite Deep, and PB Deep Backs.

SELECT SWING AWAY HARDWARE TO CONVERT ABOVE SUPPORTS:

**MAXX STYLE SWING-AWAY TRUNK SUPPORT
HARDWARE⁽¹⁾**

<input type="checkbox"/> SALATL	Left MAXX Style Swing Away HDW ⁽¹⁾ HCPCS code E1028	\$195
---------------------------------	---	-------

Select Left Trunk Support Size

<input type="checkbox"/> SALATR	Right MAXX Style Swing Away HDW ⁽¹⁾ HCPCS code E1028	\$195
---------------------------------	--	-------

Select Right Trunk Support Size

<input type="checkbox"/> ATLL	Additional Telescoping Link - Left ⁽²⁾	\$75
-------------------------------	---	------

<input type="checkbox"/> ATLR	Additional Telescoping Link - Right ⁽²⁾	\$75
-------------------------------	--	------

1. These laterals are not available with Matrix PB, PB Elite Deep, E2 Deep and PB Deep Backs and come standard with 1" telescoping link which gives 0-2.75" medial offset.
2. The amount of offset available may be impacted by back thickness.

Dealer Name: _____

Dealer Account Number: _____

PO #: _____

Tag: _____

MATRIX FIXED LATERALS - FOR ELITE AND ELITE TR BACKS

HCPCS code E0956

- PBSSL **Matrx Small Lateral Fixed-Left(3x5.5")** \$100
- PBSSR **Matrx Small Lateral Fixed-Right(3x5.5")**..... \$100
- PBLSL **Matrx Standard Lateral Fixed-Left(7.5x5")** . \$100
- PBLSR **Matrx Standard Lateral Fixed-Right (7.5x5")** \$100
- PBO LL **Matrx Offset Lateral Fixed Left** \$110
- PBO LR **Matrx Offset Lateral Fixed Right** \$110

MATRIX SWING AWAY LATERALS - FOR ELITE AND ELITE TR BACKS

Matrx Lateral Trunk Support Left⁽¹⁾ HCPCS code E0956

- EPADXL **Size XS (3.25x4.25")**..... \$100
- EPADSL **Size S (3.5x5.25")** \$100
- EPADML **Size M (3.75x5.75")** \$100
- EPADLL **Size L (4.25x6.5")** \$100

Matrx Lateral Trunk Support Right⁽¹⁾ HCPCS code E0956

- EPADXR **Size XS (3.25x4.25")** \$100
- EPADSR **Size S (3.5x5.25")** \$100
- EPADMR **Size M (3.75x5.75")** \$100
- EPADLR **Size L (4.25x6.5")** \$100

1. Must choose swing away hardware below

MATRIX SWING AWAY HARDWARE - FOR ELITE AND ELITE TR BACKS

- SAHEBL **Matrx Elite Swing Away Hardware Left**
HCPCS code E1028 \$195
- SAHEBR **Matrx Elite Swing Away Hardware Right**
HCPCS code E1028 \$195
- OSAHL **Matrx Offset Elite Swing Away Hardware Left**
HCPCS code E1028 \$195
- OSAHR **Matrx Offset Elite Swing Away Hardware Right**
HCPCS code E1028 \$195

FIXED HIP/KNEE SUPPORTS⁽¹⁾

Lateral Hip Support with Fixed Mounting Hardware Left

HCPCS code E0953

Select Pad Size and mounting position at Hip:

- HSPXLH **Size XS (5.5" W x 4" H) mounted at Hip** . . . \$120
- HSPSMLH **Size S/M (7" W x 4" H) mounted at Hip** . . . \$120
- HSPSLH **Size S (7"W x 6"H) mounted at Hip** \$120
- HSPMLH **Size M (9" W x 4"H) mounted at Hip** \$120
- HSPLLH **Size L (13" W x 4"H) mounted at Hip** \$120

Select Pad Size and mounting position at Knee:

- HSPXLK **Size XS (5.5"W x 4" H) mounted at Knee** . . . \$120
- HSPSMLK **Size S/M (7"W x 4" H) mounted at Knee** . . . \$120
- HSPSLK **Size S (7"W x 6" H) mounted at Knee** \$120
- HSPMLK **Size M (9"W x 4"H) mounted at Knee** \$120
- HSPLLK **Size L (13"W x 4"H) mounted at Knee** \$120

FIXED HIP/KNEE SUPPORTS- CONTINUED⁽¹⁾

HCPCS code E0956

Lateral Hip Support with Fixed Mounting Hardware Right

Select Pad Size and mounting position:

- HSPXRH **Size XS (5.5"W x 4"H) mounted at Hip** \$120
- HSPSMRH **Size S/M (7"W x 4"H) mounted at Hip** \$120
- HSPSRH **Size S (7"W x 6"H) mounted at Hip** \$120
- HSPMRH **Size M (9"W x 4"H) mounted at Hip** \$120
- HSPLRH **Size L (13"W x 4"H) mounted at Hip** \$120

Select Pad Size and mounting position at Knee:

- HSPXRK **Size XS (5.5"W x 4"H) mounted at Knee** . . \$120
- HSPSMRK **Size S/M (7"W x 4"H) mounted at Knee** . . \$120
- HSPSRK **Size S (7"W x 6"H) mounted at Knee** \$120
- HSPMRK **Size M (9"W x 4"H) mounted at Knee** \$120
- HSPLRK **Size L (13"W x 4"H) mounted at Knee** \$120

1. Must choose swing away hardware below if required.

REMOVABLE HIP/KNEE SUPPORT HARDWARE

Lift Off Removable Hardware for Hip Support HCPCS code E1028
(Hip Position Only)

- LOHL **Left** \$195
- LOHR **Right** \$195

MAXX Style Quick Release, Removable, Multi-Axis Mounting
Hardware for Hip Supports HCPCS code E1028

Select mounting position:

- MHSHLH **Left mounted at Hip** \$215
- MHSHLK **Left mounted at Knee** \$215
- MHSHRH **Right mounted at Hip** \$215
- MHSHRK **Right mounted at Knee** \$215

Swing Away Removable Hardware for Hip Supports

HCPCS code E1028

Select mounting position:

- SHSHLH **Left mounted at Hip** \$215
- SHSHLK **Left mounted at Knee** \$215
- SHSHRH **Right mounted at Hip** \$215
- SHSHRK **Right mounted at Knee** \$215

Extended Maxx Style Quick Release, Removable, Multi-Axis
Mounting Hardware for Hip Supports⁽¹⁾ HCPCS code E1028

Select mounting position:

- EMQHLH **Left mounted at Hip** \$215
- EMQHLK **Left mounted at Knee** \$215
- EMQHRH **Right mounted at Hip** \$215
- EMQHRK **Right mounted at Knee** \$215

1. Recommended when finished seat cushion thickness will be greater than 3.5" high.

Dealer Name: _____

Dealer Account Number: _____

PO #: _____

Tag: _____

STANDARD FRONT RIGGING

- FCMP Fixed Center Mount Platform⁽¹⁾ N/C**
- FBIFP Comes with a standard footplate with (17" d x 13"w) N/C**
- Select seat pan to footplate:
 - FSPTF1 9" - 13" N/C**
 - FSPTF14 13" -19" N/C**
- Set at:
 - FSA70 Set at 70° N/C**
 - FSA90 Set at 90° N/C**
 - FSA97 Set at 97° N/C**

1. 3" ground clearance required.

POWER CENTER MOUNT FOOT PLATFORM

MUST BE COMPLETED	Measurement in Inches
<input type="checkbox"/> Knee to Heel:	
<input type="checkbox"/> Cushion Thickness: (Subtract)	
<input type="checkbox"/> Cushion Compression: (Add)	
<input type="checkbox"/> Seat Pan to Footplate: (Total)	

- LNX LNX Power Center Mount Foot Platform⁽¹⁾ HCPCS code E1012 13" - 19" seat pan to footplate \$2,995**
- LBIFP Comes with a standard footplate (17" w x 13"d) N/C**
- LICP Comes standard with individual calf pads. STD**
- OPCP One Piece Malleable Calf Panel \$250**
- PFO Plantar Flex Option for LNX Foot Platform⁽²⁾ . \$250**

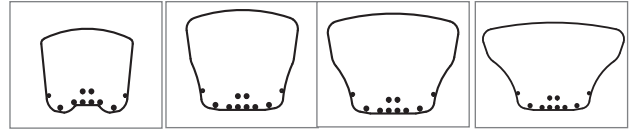
1. 3" ground clearance required.
2. Only available with Foot Platform Options.

MANUAL CENTER MOUNT FRONT RIGGING

- MSFCMFP Maxx Style Fixed Center Mount Foot Platform⁽¹⁾⁽²⁾ \$395**
With Quick Release Height Adjustment
- MBIFP Comes with a standard footplate (17" w x 13"d) N/C**
- MICP Comes standard with individual calf pads. . N/C**
- Select seat pan to footplate:
 - MSPTF1 9" - 13" N/C**
 - MSPTF14 13" -19" N/C**
- Set at:
 - MSA70 Set at 70° N/C**
 - MSA90 Set at 90° N/C**
 - MSA97 Set at 97° N/C**

1. Depth adjustable, and easy slide adjustment for seat pan to foot plate extension.
2. 3" ground clearance required.

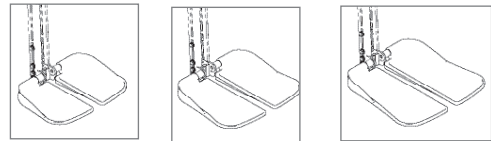
FOOT PLATFORM OPTIONS FOR MOTION CONCEPTS FIXED CENTER MOUNTS AND LNX⁽¹⁾⁽²⁾



- MFFP Medium Platform⁽¹⁾ (12"w x 10.75"d) \$180**
- LFPP Large Platform⁽¹⁾ (14.5"w x 13"d) \$250**
- XLFFP Extra Large Platform⁽¹⁾ (17"w x 13"d) \$250**
- XXLFFP Extra Extra Large Platform⁽¹⁾ (21"w x 13"d) \$250**

1. May need to adjust leg position to avoid interference with front casters
2. Comes with fabric heel loops.

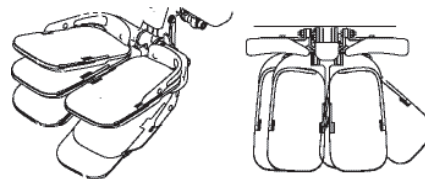
INDIVIDUAL FOOT PLATES FOR MOTION CONCEPTS FIXED CENTER MOUNTS AND LNX CMFP



- IFSL Small⁽¹⁾ - (5" x 7.5" deep) - Left \$165**
- IFSR Small⁽¹⁾ - (5" x 7.5" deep) - Right \$165**
- IFML Medium⁽¹⁾ - (5.5" x 9.5" deep) - Left \$165**
- IFMR Medium⁽¹⁾ - (5.5" x 9.5" deep) - Right \$165**
- IFLL Large⁽¹⁾ - (6" x 11.5" deep) - Left \$165**
- IFLR Large⁽¹⁾ - (6" x 11.5" deep) - Right \$165**
- MFOL Multi-Axis Optional Footplate Left (6"W x 10"D) . \$225**
- MFOR Multi-Axis Optional Footplate Right (6"W x 10"D) \$225**

1. Foot plates may interfere with casters in certain configurations

MAXX INDEPENDENT ADJUSTABLE POSITIONING FOOTPLATES HCPCS code K0040



- 5.5" - 6" WIDTH ADJUSTMENT
- 9.5" - 11.5" DEPTH ADJUSTMENT
- UP TO 9° ADDUCTION
- UP TO 45° ABDUCTION
- UP TO 75°-120° FLEXION

- MPFPL Maxx Independent Adjustable Positioning Foot plate⁽¹⁾ - Left \$200**
- MPFPR Maxx Independent Adjustable Positioning Foot plate⁽¹⁾ - Right \$200**
- MTSL Left Toe Strap (each) HCPCS code E0952 \$35**
- MTRSR Right Toe Strap (each) HCPCS code E0952 \$35**

1. Foot plates may interfere with casters in certain configurations.

Dealer Name: _____

Dealer Account Number: _____

PO #: _____

Tag: _____

MAXX STYLE POWER ELEVATING LEGRESTS

MSPPL **MAXX Swing Away Power Elevating⁽¹⁾ HCPCS code E1010** \$2,490

Select Power Legrest Function:

INDA **Individual Movement⁽²⁾** N/C
 COMA **Combined Movement** N/C
 SYNA **Synchronized/Recline Movement** N/C

Select Receivers:

MRS **Straight Receivers** N/C
 MRF **Flared 1" Outward Receivers** N/C
 MRF2 **Flared 2" Outward Receivers** \$250

Select Seat Pan to Footplate:

PSPTF5 **Length: 10"-14"** N/C
 PSPTF2 **Length: 13"-17"** N/C
 PSPTF7 **Length: 16"-20"** N/C

PMCP **Moulded I-Skin Calf Pads** STD
 PFCPMS **Flat Calf Pad Option (pair)** \$275
 PCCPMS **Curved Calf Pad Option (inside with 6") (pair)** .. \$275

1. Must choose footplate on page 9/10
2. Individual movement counts as two functions for electronics.

MAXX STYLE MANUAL ELEVATING LEGRESTS

MMPPSA **MAXX Swing Away Manual Elevating⁽¹⁾** \$680

Select Receivers:

ERS **Straight Receivers** N/C
 ERF **Flared 1" Outward Receivers** N/C
 ERF2 **Flared 2" Outward Receivers** \$250

Select Seat Pan to Footplate:

ESPTF5 **Length: 10"-14"** N/C
 ESPTF2 **Length: 13"-17"** N/C
 ESPTF7 **Length: 16"-20"** N/C

EMCP **Moulded I-Skin Calf Pads** STD
 EFCPMS **Flat Calf Pad Option (pair)** \$275
 ECCPMS **Curved Calf Pad Option (inside with 6")⁽²⁾ (pair)** \$275

1. Must choose footplate under footplate options.

SWING AWAY LEGREST

HD70 **Heavy Duty 70° Swing Away Footrest⁽¹⁾⁽²⁾** \$495

Select Receivers:

RS **Straight Receivers** N/C
 RF **Flared 1" Outward Receivers** N/C
 RF2 **Flared 2" Outward Receivers** \$250

Select Seat Pan to Footplate:

HSPTF1 **Length: 6"-10"** N/C
 HSPTF8 **Length: 11"-15"** N/C
 HSPTF2 **Length: 13"-17"** N/C
 HSPTF7 **Length: 16"-20"** N/C

HD70FCP **Flat Calf Pad Option (pair)** \$275
 HD70CCP **Curved Calf Pad Option (inside with 6") (pair)** .. \$275

I70SAF **Invacare 70° Swingaway Footrests (Pair)** \$325
 I70-CF **Comes with composite foot plates** N/C

RLSL **Residual Limb Support - Left (10" x 10")⁽³⁾**
 HCPCS code E1020 \$495

RLSR **Residual Limb Support - Right (10" x 10")⁽³⁾**
 HCPCS code E1020 \$495

1. Must choose footplate under footplate options.
2. Heavy duty durable construction (4.5lbs ea.).
3. Swing away and removable, 50° of angle adjustment, 4.5" height adjustment, 3" horizontal and 2" of for/aft adjustment

DUAL FRONT RIGGING ADAPTOR⁽¹⁾

DFRA1 **Receivers for Maxx Style Fixed with 70° Swing Away Legrests** \$450

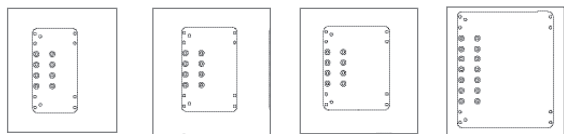
DFRA2 **Receivers for Maxx Style Fixed with Maxx Style Elevating Legs (Power or Manual)** \$450

DFRA3 **Receivers for LNX Power Center Mount with 70° Swing Away Legrests** \$450

DFRA4 **Receivers for LNX Power Center Mount HD Swing Away Legrests** \$450

1. Must purchase each set of front rigging separately. Not available on no charge front rigging options.

FOOTPLATE FOR SWING AWAY/ELEVATING LEGS



1. Certain footplate sizes may not fit all seat widths depending on legrests selected.

ADJUSTABLE ANGLE FOOTPLATES

HCPCS code K0040

<input type="checkbox"/> AFSL	Left Small Footplate (4.25"W x 8"D)	\$165
<input type="checkbox"/> AFSR	Right Small Footplate (4.25"W x 8"D)	\$165
<input type="checkbox"/> AFML	Left Medium Footplate (5.25"W x 8"D)	\$165
<input type="checkbox"/> AFMR	Right Medium Footplate (5.25"W x 8"D)	\$165
<input type="checkbox"/> AFLL	Left Large Footplate (6.25"W x 8"D)	\$165
<input type="checkbox"/> AFLR	Right Large Footplate (6.25"W x 8"D)	\$165
<input type="checkbox"/> AFXL	Left Extra Large Footplate (9"W x 11"D)	\$165
<input type="checkbox"/> AFXR	Right Extra Large Footplate (9"W x 11"D)	\$165

MULTI-AXIS ADJUSTABLE ANGLE FOOTPLATES

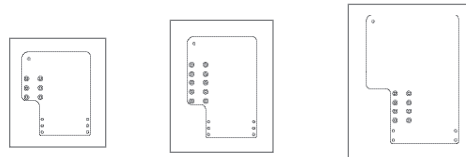
HCPCS code K0040

<input type="checkbox"/> MFSL	Left Small Footplate (4.25"W x 8"D)	\$225
<input type="checkbox"/> MFSR	Right Small Footplate (4.25"W x 8"D)	\$225
<input type="checkbox"/> MFML	Left Medium Footplate (5.25"W x 8"D)	\$225
<input type="checkbox"/> MFMR	Right Medium Footplate (5.25"W x 8"D)	\$225
<input type="checkbox"/> MFLL	Left Large Footplate (6.25"W x 8"D)	\$225
<input type="checkbox"/> MFLR	Right Large Footplate (6.25"W x 8"D)	\$225
<input type="checkbox"/> MFXL	Left Extra Large Footplate (9"W x 11"D)	\$225
<input type="checkbox"/> MFXR	Right Extra Large Footplate (9"W x 11"D)	\$225

HEEL LOOPS, CUPS AND TOE STRAPS

<input type="checkbox"/> HLL	Left Heel Loop (each) HCPCS code E0951	\$20
<input type="checkbox"/> HLR	Right Heel Loop (each) HCPCS code E0951	\$20
<input type="checkbox"/> HCL	Left Cup Loop (each) HCPCS code E0951	\$20
<input type="checkbox"/> HCR	Right Cup Loop (each) HCPCS code E0951	\$20
<input type="checkbox"/> TSL	Left Toe Strap (each) HCPCS code E0952	\$20
<input type="checkbox"/> TSR	Right Toe Strap (each) HCPCS code E0952	\$20

FOOTPLATE/CUT OUTS SIZE SELECTION



1. Certain footplate sizes may not fit all seat widths depending on legrests selected

ADJUSTABLE ANGLE FOOTPLATES/CUT OUTS

HCPCS code K0040

<input type="checkbox"/> AFCSL	Left Small Footplate (7.25"W x 9"D)	\$165
<input type="checkbox"/> AFCSR	Right Small Footplate (7.25"W x 9"D)	\$165
<input type="checkbox"/> AFCML	Left Medium Footplate (7.5"W x 11"D)	\$165
<input type="checkbox"/> AFCMR	Right Medium Footplate (7.5"W x 11"D)	\$165
<input type="checkbox"/> AFCLL	Left Large Footplate (10"W x 14"D)	\$165
<input type="checkbox"/> AFCLR	Right Large Footplate (10"W x 14"D)	\$165

MULTI-AXIS ADJUSTABLE ANGLE FOOTPLATES/ CUT OUTS

HCPCS code K0040

<input type="checkbox"/> MFCSL	Left Small Footplate (7.25"W x 9"D)	\$225
<input type="checkbox"/> MFCSR	Right Small Footplate (7.25"W x 9"D)	\$225
<input type="checkbox"/> MFCML	Left Medium Footplate (7.5"W x 11"D)	\$225
<input type="checkbox"/> MFCMR	Right Medium Footplate (7.5"W x 11"D)	\$225
<input type="checkbox"/> MFCLL	Left Large Footplate (10"W x 14"D)	\$225
<input type="checkbox"/> MFCLR	Right Large Footplate (10"W x 14"D)	\$225

CALF STRAPS AND CALF PANELS

<input type="checkbox"/> CSM	Body Point Airmesh Calf Strap for Chairs 15"-18" wide with 3.5" H Pad ⁽¹⁾	\$150
<input type="checkbox"/> CSL	Body Point Airmesh Calf Strap for Chairs 18"-22" wide with 3.5" H Pad ⁽¹⁾	\$150
<input type="checkbox"/> CPM	Body Point Airmesh Calf Panel for Chairs 15"-18" wide with 35.5" W x 9" H Pad ⁽¹⁾	\$220
<input type="checkbox"/> CPL	Body Point Airmesh Calf Panel for Chairs 18"-22" wide with 38.5" W x 9" H Pad ⁽¹⁾	\$235

1. Not available for Center Mounted Front Rigging.

ELECTRONIC SWITCH MOUNTING

- ESML Left Side (Armpad)
- ESMR Right Side (Armpad)
- ESMJL Joystick Left (Mounts to Joystick Bracket)
- ESMJR Joystick Right (Mounts to Joystick Bracket)
- ESMD Do not mount

SINGLE-DUAL FUNCTION ELECTRONICS

- SFCB Single/Dual Function Electronics⁽¹⁾ STD
 Select Switch: SPBSO Single Push Button
 STO Single Toggle
 DPBO Dual Push Button
 OSO Omit Switch
- SFCBA SingleFunction Drive Control⁽¹⁾
 HCPCS code E2310. \$1,795
 JOY Through Joystick
 SC Through Specialty Control
- DFCBD Dual Function Through Drive Control⁽¹⁾
 HCPCS code E2311. \$2,495
 DJOY Through Joystick
 DSC Through Specialty Control
- Optional:
 RDED Reduced Drive for Elevating Seat⁽²⁾ \$400

1. These electronics include drive lock-out and tilt limit.

MULTI-FUNCTION ELECTRONICS

- MFCBS Mulit-Function through Switch⁽¹⁾. N/C
 Comes with: QPBO Quad Push Button
- MFCBD Multi-Function M610 Through Drive Control⁽¹⁾ HCPCS code E2311 \$2,995

1. These electronics include seating attendant control, drive lock-out, tilt/recline limit and actuator speed control.

ELECTRONICS OPTIONS

Additional Switches

- SPBSA Single Push Button \$150
- STA Single Toggle Switch⁽⁴⁾. \$150
- DPBA Dual Push Button⁽⁴⁾ \$150
- QPBA Quad Push Button⁽⁴⁾ \$150
- FWTA Four-Way Toggle Switch⁽⁴⁾ \$150
- EWRA 8-Way Rocker⁽¹⁾⁽⁴⁾ \$205
- EWPA 8-Way Push Button⁽¹⁾⁽⁴⁾ \$255
- 10WA 10-Way Switch⁽¹⁾⁽⁴⁾. \$255
- ASL320R ASL Pulse Mechanical Switch - Red \$125
- ASL320G ASL Pulse Mechanical Switch - Green \$125
- ASL320BK ASL Pulse Mechanical Switch - Black \$125
- SESG Stealth Egg Switch - Green \$135
- SESB Stealth Egg Switch - Black \$135
- FTSQ Feather Touch - Single Quarter Size \$295
- FTMD Feather Touch - Dual Dime Size⁽¹⁾⁽⁴⁾ \$295
- FTMQ Feather Touch - Quad Dime Size⁽¹⁾⁽⁴⁾ \$295

Specify Use:

Specify Use for Additional Switch:

- STG Seating
- JM Joystick Mode⁽²⁾⁽³⁾
- JOO Joystick On/Off⁽²⁾⁽³⁾

Specify Mounting for Additional Switch:

- ESMLA Left Side (Armpad)
- ESMRA Right Side (Armpad)
- ESMJLA Joystick Left (Mounts to Joystick Bracket)
- ESMJRA Joystick Right (Mounts to Joystick Bracket)
- ESMDA Do not mount

Miscellaneous

- M616S M616 Converter⁽¹⁾ HCPCS code E2399 \$125
 Allows up to 4 mono phono switches into Multi-Function box
- LJS Lazarus Jump Starter HCPCS code A9270 \$150
- APPS Accessory Port Power Supply⁽¹⁾
 (3 amp capacity) \$195
- TPSMH 12 Piece Switch Mounting Hardware Kit (additional kits) \$39

1. Not available with Single-Dual Function Electronics.

2. IN200 is required with REM210, REM211, REM216 joysticks.

3. Not available with Joysticks D50677, D50680, D51108, D51122S, REM110

4. Not available for Joystick Mode or Joystick On/Off. Must Select Seating (STG)

